



MIDDLE BUCKS
Institute of Technology

Merging Business, Industry, and Technology

2016/2017

PRELIMINARY

GENERAL FUND BUDGET

NOVEMBER 9, 2015

MIDDLE BUCKS INSTITUTE OF TECHNOLOGY

TABLE OF CONTENTS

	<u>PAGE #</u>
Budget Calendar	1
Explanation of Account Structure.....	2-4
General Fund Budget Highlights	
• Commentary	5-11
• Comparison of Expenditures by Object	12-13
Detailed General Fund Budget Presentation	
• Budgeted General Fund Contributions by Member Districts	14
• Revenues	15
• Expenditures	16-19
• Comparison of Expenditures by Function	20-21
• Lease Rental – Debt Service Paid by Member Districts	22
PAC/Finance Committee Summary	23-24

MIDDLE BUCKS INSTITUTE OF TECHNOLOGY
2016/2017 BUDGET CALENDAR

<u>DATE</u>	<u>DESCRIPTION</u>
August 10, 2015	2016/2017 Budget Calendar adopted by Executive Council
September 1	Finance Committee
September 9 - 18	Budget packet distributed to Management Team & professional staff
September 25	Budget packets gathered from professional staff and reviewed by Asst. Director & CTE Supervisor
October 2	Budget packets due to Business Manager
October 6	Finance Committee
November 3	Preliminary budget presented to Finance Committee
November 9	Budget presentation to Executive Council
November - January	Finance Committee work sessions (if needed)
February 2, 2016	Finance Committee review proposed budget
February 8	Budget presentation to Executive Council
March 14	2016/2017 Budget adopted by Executive Council
March 15 – 17	Recommended budgets sent to member district Superintendents with copies for individual School Directors
March 21 – April 29	Member School Boards approve recommended budget
May– June	Approved budget submitted to PDE

EXPLANATION OF THE MAJOR EXPENDITURE FUNCTIONS

The format of the proposed budget is from the Manual of Accounting and Financial Reporting for Pennsylvania Public Schools as prepared by the Pennsylvania Labor, Education and Community Services (LECS) Comptroller's Office, School Accounting Division, May 2005 Revision.

The following statements will serve as a brief summary of the various functions performed to accomplish the objectives of the Middle Bucks Institute of Technology.

1000 INSTRUCTION - Those activities dealing directly with the interaction between teachers and students and related costs, which can be directly attributed to a program of instruction.

1100 REGULAR PROGRAMS - Activities designed to provide our students with learning experiences of an academic nature to prepare them to function as well rounded citizens and family members.

1300 VOCATIONAL EDUCATION - Approved programs which provide organized learning experiences designed to develop skills, knowledge, attitudes, and work habits in order to prepare individuals for entrance into and progress through various levels of employment in career and technical fields.

2000 SUPPORT SERVICES - Those services that provide administrative, technical and logistical support to facilitate and enhance instruction.

2100 PUPIL PERSONNEL - Activities designed to assess and improve the well-being of students to supplement the teaching process and to meet the applicable provisions of the Public School Code of 1949.

2200 INSTRUCTIONAL STAFF – Activities associated with assisting, supporting, advising and directing the instructional staff with or on the content and process of providing learning experiences for students.

2300 ADMINISTRATION - Activities concerned with establishing and administering policy in connection with operating the system.

2400 PUPIL HEALTH - Activities that provide students with appropriate nurse services.

2500 BUSINESS - Activities concerned with paying, transporting, exchanging, and maintaining goods and services for the system.

2600 OPERATION AND MAINTENANCE OF PLANT SERVICES - Activities concerned with keeping the physical plant open, comfortable, and safe for use, and keeping the grounds, buildings and equipment in effective working condition and state of repair.

2818 SYSTEM-WIDE TECHNOLOGY SERVICES – Those activities concerned with coordinating, planning, researching, developing and evaluating the LEA’s technology functions. This object category includes the costs associated with the immediate staff assigned to coordinating, planning, researching, developing and evaluating the LEA’s technology functions. Also included are all related costs associated with the school-wide technology initiative.

3000 OPERATION OF NON-INSTRUCTIONAL SERVICES - Those activities concerned with providing non-instructional services to students, staff or the community.

3200 STUDENT ACTIVITIES - School sponsored activities under the guidance and supervision of staff.

5000 OTHER FINANCING USES - The disbursement of governmental funds not classified in other functional areas that require budgetary and accounting control.

(NB. **5900 BUDGETARY RESERVE** is not an expenditure function or account. It is strictly a budgetary account.)

The following statements will serve as a brief summary of the object code (service or goods) to be obtained as a result of the budgeted expenditures within each function:

100 SALARIES - Gross salaries budgeted to employees of the system who are considered to be in positions of a permanent nature or hired temporarily, including personnel substituting for those in permanent positions.

200 EMPLOYEE BENEFITS - Amounts paid by the system on behalf of the employees. Included are retirement, FICA, group insurance, workers' compensation, tuition reimbursement, and unemployment compensation.

300 PURCHASED PROFESSIONAL AND TECHNICAL SERVICES - Services which by their nature require persons or firms with specialized skills and knowledge. Included are legal, auditing and architectural services among others.

400 PURCHASED PROPERTY SERVICE - Services purchased to operate, repair, maintain, and rent property owned by the system. Included are disposal services, building and equipment repairs and maintenance services, and construction services for renovating and remodeling paid to contractors.

500 OTHER PURCHASED SERVICES - Services rendered by organizations or personnel not applicable to 300 or 400 services. Included are transportation, fire and liability insurance, communications, advertising and travel, among others.

600 SUPPLIES - Amounts paid for items of an expendable nature that are consumed, worn out, or deteriorate in use. Included are general supplies, electricity, gasoline, and books and periodicals.

700 PROPERTY - Expenditures for the acquisition of fixed assets including initial equipment, additional equipment, and replacement of equipment.

800 OTHER OBJECTS - Amounts paid for goods and services not otherwise classified in the 100 to 700 services.

900 OTHER FINANCIAL USES - Classifies transactions, which are not properly recorded, as expenditures but require budgetary and accounting control, including outlays from current funds to retire debt service.

GENERAL FUND BUDGET HIGHLIGHTS

GENERAL OVERVIEW

To assist Member School Districts with Act 1 of 2006, a preliminary proposed General Fund Budget is being presented to the Executive Council on November 9, 2015 to provide an estimate of the planned operating and debt service expenditures for school year 2016/2017. For 2016/2017, the Act 1 Index is 2.4% vs. 1.9% for 2015/2016.

The proposed General Fund expenditures and building lease rental budgets with budget-to-budget comparison summarized in table A:

	<u>2016/2017</u>	<u>2015/2016</u>	<u>\$ Change</u>	<u>% Change</u>
General Fund Proposed Expenditures	\$9,372,617	\$8,982,933	\$389,684	4.34%
Authority Lease Rental	1,470,776	1,472,466	-1,1690	-0.11%
Total General Fund Expenditures	<u>\$10,843,393</u>	<u>\$10,455,399</u>	<u>\$387,994</u>	3.71%

This proposed financial plan provides a realistic budget to continue providing a high quality education to our students and demonstrates an effort by the Administration to continue their fiscal responsibility.

PROJECTED REVENUE & MEMBER DISTRICTS' CONTRIBUTIONS

MBIT receives its funding and revenue from local, state and federal sources. The largest portion of local revenue is Member Districts' contributions to the General Fund for career and technical education and operating expenditures. Per the Articles of Agreement, the Member Districts share the cost of operating the School based on the average daily membership (ADM) of students. For budgeting and as has been the practice, a three year rolling average is used to allocate the contribution due for 2016/2017 from Member Districts. The rolling average projects that 752.6 half day time students on an about schedule will attend in 2016/2017 compared to 743.8 in 2015/2016. See Table C for Proposed Member District's Contribution / Revenue from Member Districts.

The actual amount to be paid by Member District's in 2016/2017 will be adjusted by the balance due to or from Member Districts as of June 30, 2015 for the 2014/2015 fiscal school year. Based on the net secondary vocational costs and actual ADM at year-end June 30, 2015 versus average ADM employed in budget preparation, the net amount due to members from 2014/2015 is \$205,947. The \$205,947 due to Member Districts will be refunded or collected in 2016/2017. See Table B and the bottom of page 15 – Total Due with Adjustment = \$7,478,371.

Table B.

Total Due with Adjustment – Net Due (to) from Members 2014/2015

<u>2014/2015</u>	<u>Centennial</u>	<u>Central Bucks</u>	<u>Council Rock</u>	<u>New Hope- Solebury</u>	<u>Total</u>
Receipts from Members (+)	\$1,905,817	\$3,975,905	\$1,203,674	\$183,168	\$7,268,564
Voc-Ed Subsidy (+)	111,642	231,636	64,853	6,882	415,013
Net Secondary Costs (-)	1,921,003	4,038,668	1,305,594	212,365	7,477,630
Due to (from) Members	<u>\$ 96,456</u>	<u>\$168,873</u>	<u>(\$37,067)</u>	<u>(\$22,315)</u>	<u>\$205,947</u>
Proposed 2016/2017					
Receipts from Members	\$2,021,744	\$4,240,206	\$1,243,322	\$179,045	\$7,684,317
Less: Due to Members	<u>(\$ 96,456)</u>	<u>(\$168,873)</u>	<u>\$37,067</u>	<u>22,315</u>	<u>(\$205,947)</u>
Contribution Due w/Adjust.	<u>\$1,925,288</u>	<u>\$4,071,333</u>	<u>\$1,280,389</u>	<u>\$201,360</u>	<u>\$7,478,370</u>

LEASE RENTAL

The Member Districts make lease rental payments on behalf of MBIT to the Middle Bucks AVTS Authority to fund repayment of the Series of 2003, 2006 and 2014 bonds. The payments for 2016/2017 and 2015/2016 are \$1,470,776 and \$1,472,466, respectively. The debt service is allocated to Member Districts using the market value as determined by the State Tax Equalization Board. See page 22 for more information.

Table C below and page 14 for a summary of Member Districts' contributions to fund the proposed 2016/2017 and approved 2015/2016 budgets.

Proposed Member Districts' Contributions

Table C

	<u>2016/2017</u>	<u>2015/2016</u>	<u>\$ Change</u>	<u>% Change</u>
General Fund Member District Contributions	\$7,684,317	\$7,283,183	\$402,134	5.52%
Authority Lease Rental	1,470,776	1,472,466	-1,690	-0.11%
Total Projected Contributions	<u>\$9,155,093</u>	<u>\$8,754,649</u>	<u>\$400,444</u>	<u>4.57%</u>

State Subsidies are received in form of the Vocational Education Subsidy which is paid based on Vocational Average Daily Membership (VADM). Subsidy received in 2016/2017 will be based upon the VADM from 2015/2016. The Vocational Education Subsidy is projected higher than 2015/2016. The state also pays subsidies that are equivalent to one half of the cost for Social Security and Retirement.

Federal subsidy is for Carl D. Perkins Local Plan and has been projected to be \$273,500 compared to \$265,000 for 2015/2016. The 2015/2016 allocation is \$281,445.

OTHER INFORMATION

The annualized CPI-U for the Philadelphia region:

	<u>2015</u>	<u>2014</u>	<u>2013</u>
December	???	0.8%	1.2%
August	-0.3%	1.3%	1.1%

Fund Balances as of July 1, 2015:

Committed for PSERS – General Fund	<u>\$145,000</u>
Unassigned – Adult Ed	<u>\$241,353</u>
Unassigned – Production Control	<u>\$330,229</u>

ASSUMPTIONS

As of the November 9, 2015 presentation of the proposed budget there were many unknowns including: member district contract negotiations, equivalent premium rates for health insurance, certified PSERS employer contribution rate, property and casualty insurance rates, and utilities. This presentation includes assumptions to deal with the unknowns.

Significant assumptions impacting this budget projection include:

1. Object Code 100 – Salaries and wages in this budget increase \$71,805 or 0.80% of the budget-to-budget increase. The teacher salary matrix is prepared using input from member district teachers' contracts. One of the member districts maybe in status quo with their teachers. The budget for teachers' salaries assumes this and also contemplates changes for step and level of teachers. The salary adjustment for administrators is based on Act 93 agreement and wages for support staff include a two percent increase from 2015/2016 rates of pay.
2. Object Code 200 – Benefits. Overall benefits are projected to increase by \$271,177 or 3.02% of the budget-to-budget increase. More specifically:
 - Medical & prescription benefit cost are budgeted using the plans offered under the teachers' contract to all eligible employees and known elections thereunder. A first, second and third look renewal will be released after this presentation. To estimate cost, the consultants have recommended using 10% increase for medical and 10% increase for prescription over the 2015/16 premium equivalent rates for budget purposes. The result is the budget line costs increase by 7.31% or \$57,910.
 - Teachers and all eligible staff participating in the benefits contribute a percentage of the health and prescription plan equivalent premium based on coverage they elect. Employee contributions increase 1% for 2016/2017. For 2016/2017, the PPO plans, employees share either 22% or 17% of premium cost. For the HMO POS plan,

employees share 12% of premium. The prescription plan co-pays increase \$5 for 2016/2017 formulary/non-formulary and will be \$5/\$25/\$40.

- These costs are self-insured.
 - Health and prescription benefits are offered via the Bucks & Montgomery County Schools Health Care Consortium.
 - Dental benefits are provided via United Concordia/School Claims Services and are self-insured. The budget line cost for 2016/2017 are \$3,605 higher – 4.6%% when compared to 2015/2016.
 - Retirement has been budgeted using the PSERS non-certified employer contribution rate of 29.69% for 2016/2017. For 2015/2016, the PSERS certified rate was 25.83%. Employer retirement contribution cost increase budget-to-budget \$196,579 or 2.19%. The Executive Council has approved creation of a Committed Fund Balance for purposes of mitigating the escalating employer contributions to PSERS. The Committed Fund Balance is currently \$145,000, with \$70,000 being used for 2015/2016. This proposal uses \$55,000 for 2016/2017 leaving \$20,000 for 2017/2018. The rationale is that the employer pension contributions start to level off in 2017/2018.
3. Object Code 300 – Purchased Professional & Technical Services increase by \$5,985 or 0.07% budget-to-budget from 2015/2016.
 4. Object Code 400 – Purchased Property Services are presented as a net increase of \$29,528 or 0.33% budget-to-budget from 2015/2016. The net increase results from increases in cost of maintaining facilities.
 5. Object Code 500 – Other Purchased Services shows net increase 0.04% or \$3,524 budget-to-budget.
 6. Object Code 600 – Supplies cost have a net increase of \$12,275 or 0.14% budget-to-budget with 2015/2016. Program costs for supplies are budget even with 2015/2016. Electricity cost are budgeted higher for 2016/2017. MBIT has a fixed energy price agreement and natural gas basis agreement for July 2015 through July 2017. Natural gas cost are budgeted higher for longer operating cycle of greenhouse.
 7. Object Code 700 – Equipment are \$4,250 lower or -0.04% budget-to-budget.

REVENUES

6000 REVENUE FROM LOCAL SOURCES

Revenues from local sources reflect Member Districts' contributions and other revenues stemming from operation of the School. Member Districts will be billed on the approved three-year averaging formula with adjustments made the following fiscal year based on actual district enrollment. Rental of Building is projected based on known past events, which are expected to reoccur. Interest income is projected using rate of 0.10% received on deposits.

7000 REVENUE FROM STATE SOURCES

Vocational Educational Subsidies for 2016/2017 reflect estimated ADM enrollment information from 2015/2016.

Revenues from Social Security and Retirement reimbursements are approximately one-half of budgeted Social Security and Retirement expenditures for the 2016/2017 school year.

8000 REVENUE FROM FEDERAL SOURCES

The Perkins Act Local Plan was re-authorized for six years in 2006. It has been extended by continuing resolutions in Congress. The funding for 2016/2017 is \$273,500 reflecting an increase of \$13,505 from 2015/2016. The allocation for 2015/2016 is \$281,445.

9000 FUND BALANCE / INTERFUND TRANSFER

For 2016/2017, a portion, \$55,000 of the General Fund Committed Fund balance is utilized to mitigate the increase in PSERS employer contribution rate increase.

EXPENDITURES

The following information is presented by Object Code. Functional account numbers are referenced parenthetically where appropriate.

100 SALARIES & WAGES

The teachers' salaries are calculated using an averaging formula utilizing the median of the highest masters' step from the member school district teachers' matrices. In preparing the first draft, one member school districts is anticipated to be out of contract. The MBEA teachers' contract expires June 30, 2017.

All non-bargaining unit wages are budgeted to provide up to a 2% increase based upon Finance Committee review and are subject to Executive Council approval. Administrators and management team salaries have been budgeted according to the Act 93 plan. The Act 93 plan expires June 30, 2018.

200 EMPLOYEE BENEFITS

All cost for employee benefits have been budgeted as mandated by regulations and using known contractual obligations.

The 2016/2017 employer contribution rate used for this budget is 29.69% per the PSERS projections as of June 30, 2014. For 2015/2016, the PSERS certified employer rate was 25.84%.

300 PURCHASED PROFESSIONAL AND TECHNICAL SERVICES

Included here are items such as Solicitor's fee, Audit fees and Technology Technical Support costs (1300, 2100, 2300, 2500, and 2800). Included in 2500 is once every three year estimate of actuarial study required for GASB 45. Under Facilities (2600) are listed such items as hazardous waste disposal, water testing, security, and Right-to-Know.

400 PURCHASED PROPERTY SERVICES

Included here are all repairs, operating leases, maintenance and rental contracts as well as all non-scheduled maintenance activities (all functions). Cleaning, construction, extermination, water, and disposal services appear under Facilities.

500 OTHER PURCHASED SERVICES

Professional development, travel and transportation to clinical educational experiences (1300, 2100, 2300, 2400 and 2500) are included. Printing, advertising, postage and telephone (2100, 2300, 2500) as well as general liability and property insurance (2600) are included here. The Internet connection is reflected throughout and costs associated with marketing (2100) are also included.

600 SUPPLIES

All consumable supplies, books and software along with costs for heat, light and water are budgeted in this category.

700 PROPERTY

Equipment replacement includes instructional laboratory equipment (1300), facilities (2600) and technology equipment upgrades (2800).

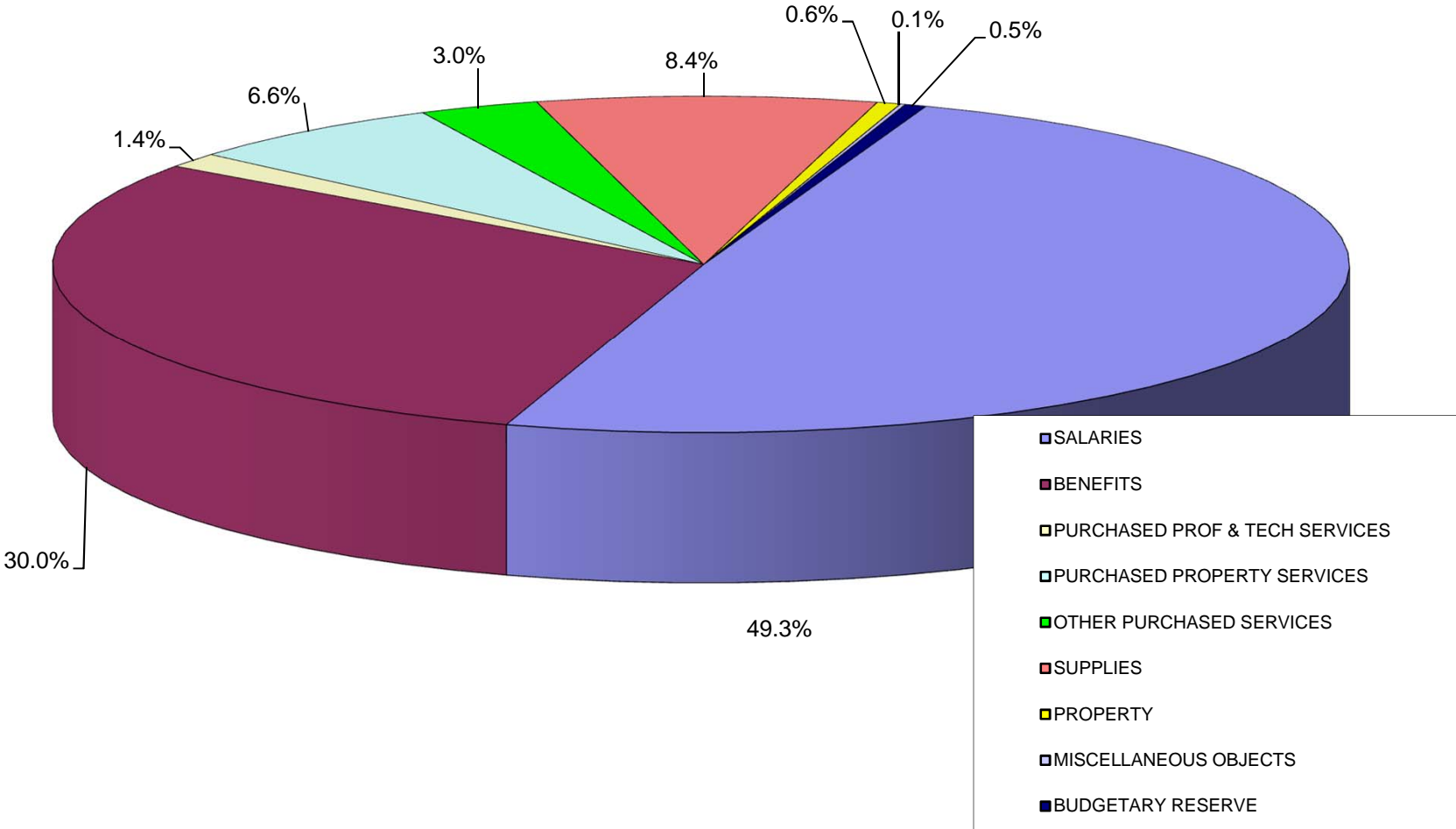
800 OTHER

Incidental dues and fees, such as PACTA, PASA, PASBO and educational trade association memberships (1300, 2100, 2300, 2500, 2600 and 2800), are reflected. Banks fees, are also captured in this object code.

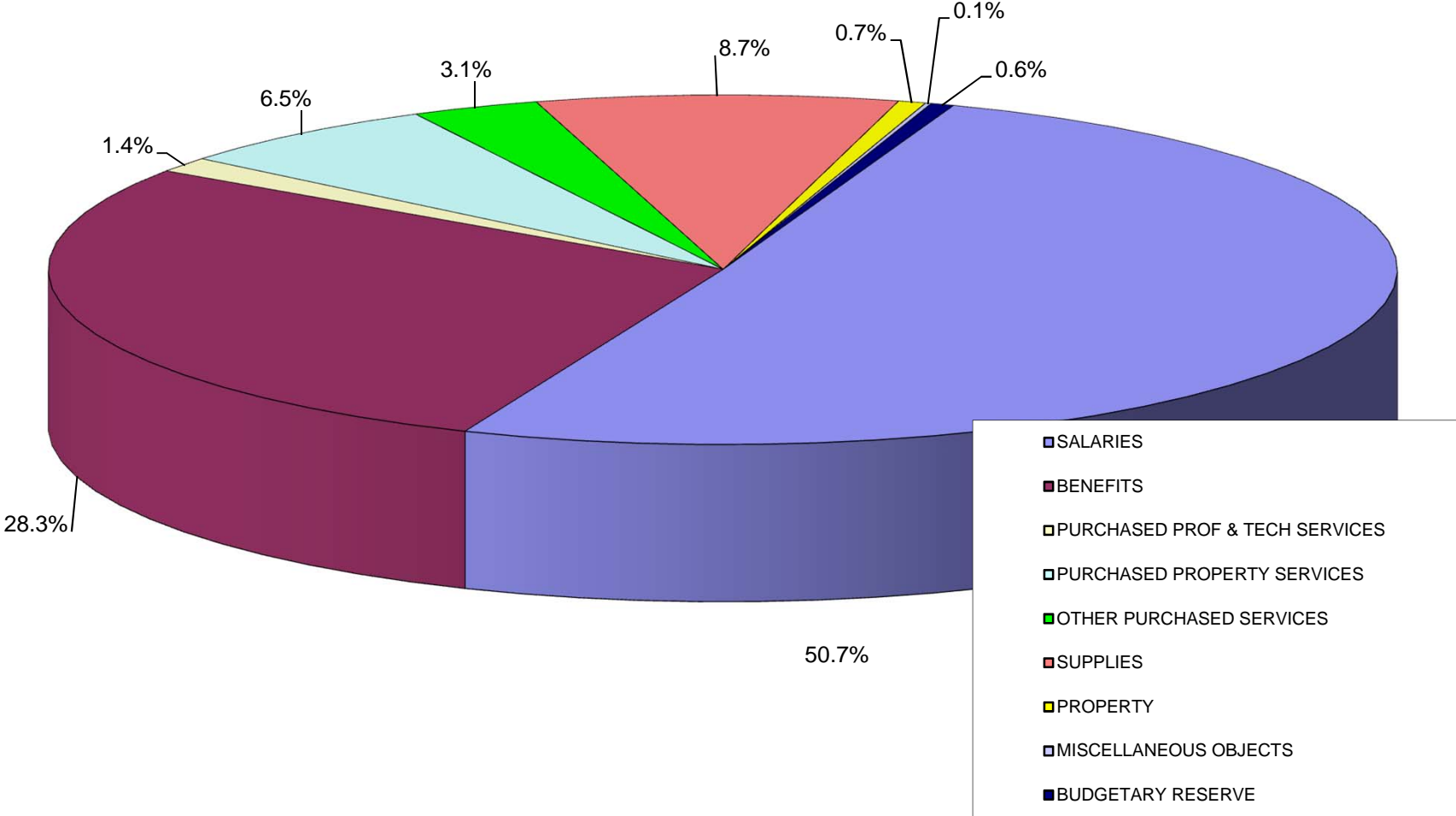
BUDGETARY RESERVE

These funds are intended as a safeguard against unanticipated revenue reductions or unanticipated expenditures and provide for the possibility of salary, benefit, insurance cost and other unknown cost adjustments. Use of these funds, once approved, is subject to Executive Council action.

**MIDDLE BUCKS INSTITUTE OF TECHNOLOGY
2016/2017 PROPOSED BUDGET
OBJECT CODE ANALYSIS**



**MIDDLE BUCKS INSTITUTE OF TECHNOLOGY
2015/2016 APPROVED BUDGET
OBJECT CODE ANALYSIS**



**MIDDLE BUCKS INSTITUTE OF TECHNOLOGY
PROPOSED BUDGET SUMMARY**

BUDGETED GENERAL FUND CONTRIBUTIONS BY MEMBER DISTRICTS

		CENTENNIAL	CENTRAL BUCKS	COUNCIL ROCK	NEW HOPE- SOLEBURY	TOTAL
<u>2014- 2015</u>						
GENERAL FUND	Pg. 15	\$ 1,905,817	\$ 3,975,905	\$ 1,203,674	\$ 183,168	\$ 7,268,564
LEASE RENTAL DEBT	Pg. 22	207,773	669,427	476,044	115,120	1,468,364
2014-2015 CONTRIBUTIONS		<u>\$ 2,113,590</u>	<u>\$ 4,645,332</u>	<u>\$ 1,679,718</u>	<u>\$ 298,288</u>	<u>\$ 8,736,928</u>
Year-to-year percentage increase						0.85%
<u>2015- 2016</u>						
GENERAL FUND	Pg. 15	\$ 1,962,548	\$ 4,008,114	\$ 1,143,303	\$ 168,218	\$ 7,282,183
LEASE RENTAL DEBT	Pg. 22	220,723	\$ 665,849	471,778	114,116	1,472,466
2015-2016 CONTRIBUTIONS		<u>\$ 2,183,271</u>	<u>\$ 4,673,963</u>	<u>\$ 1,615,081</u>	<u>\$ 282,334</u>	<u>\$ 8,754,649</u>
Year-to-year percentage increase						0.20%
<u>2016-2017</u>						
GENERAL FUND	Pg. 15	\$ 2,021,744	\$ 4,240,206	\$ 1,243,322	\$ 179,045	\$ 7,684,317
LEASE RENTAL DEBT	Pg. 22	208,262	\$ 672,880	476,090	113,544	1,470,776
2015-2016 CONTRIBUTIONS		<u>\$ 2,230,006</u>	<u>\$ 4,913,086</u>	<u>\$ 1,719,413</u>	<u>\$ 292,589</u>	<u>\$ 9,155,093</u>
Year-to-year percentage increase						4.57%

Note: General fund contribution is allocated to member districts using a three-year averaging of ADM. Lease rental debt is for the Series of 2003, 2006 and 2014 Middle Bucks AVTS Authority Revenue Bonds. Lease Rental Debt is allocated based on market value as determined by Pennsylvania State Tax Equalization Board.

**MIDDLE BUCKS INSTITUTE OF TECHNOLOGY
PROPOSED BUDGET SUMMARY**

REVENUES

CODE	CATEGORY	2014/2015 APPROVED BUDGET	2015/2016 APPROVED BUDGET	2016/2017 PROPOSED BUDGET	% CHANGE
6000	REVENUE FROM LOCAL SOURCES				
6510	INTEREST	\$1,250	\$1,250	\$1,000	
6740	FEES	\$6,000	\$6,000	\$6,000	
6910	RENTAL OF BUILDING	12,000	6,000	6,000	
6941	TUITION - ADULT STUDENTS	36,000	36,000	36,000	
6942	TUITION - NON PARTICIPATING DISTRICT	15,300	15,300	15,300	
6946	RECEIPTS FROM MEMBER DISTRICTS	7,268,564	7,282,183	7,684,317	
6991	REFUND OF PRIOR YEARS EXPENSE	12,000	8,000	8,000	
6999	MISCELLANEOUS REVENUE	6,000	6,000	10,000	
	TOTAL REVENUE LOCAL SOURCES	7,357,114	7,360,733	7,766,617	5.51%
7000	REVENUE FROM STATE SOURCES				
7220	VOCATIONAL EDUCATION SUBSIDIES	380,000	400,000	420,000	
7800	SOCIAL SECURITY-STATE SHARE	166,250	169,100	171,100	
7820	RETIREMENT-STATE SHARE	477,020	588,100	686,400	
	TOTAL REVENUE STATE SOURCES	1,023,270	1,157,200	1,277,500	10.40%
8000	REVENUE FROM FEDERAL SOURCES				
8521	LOCAL PLAN/PERKINS	277,085	265,000	273,500	
	TOTAL REVENUE FEDERAL SOURCES	277,085	265,000	273,500	3.21%
9300	TRANSFER FROM ADULT ED	0	52,000		
	TRANSFER FROM PRODUCTION	0	78,000		
	COMMITTED FUND BALANCE - PSERS	0	70,000	55,000	
	TOTAL PROPOSED REVENUES	\$8,657,469	\$8,982,933	\$9,372,617	4.34%

DISTRICT CONTRIBUTION BREAKDOWN

					TOTAL DUE WITH ADJUSTMENT
CENTENNIAL	26.31%	\$1,905,817	\$1,962,548	\$2,021,744	\$1,925,288
CENTRAL BUCKS	55.18%	\$3,975,905	\$4,008,114	\$4,240,206	\$4,071,333
COUNCIL ROCK	16.18%	\$1,203,674	\$1,143,303	\$1,243,322	\$1,280,390
NH/SOLEBURY	2.33%	\$183,168	\$168,218	\$179,045	\$201,360
	100.00%	\$7,268,564	\$7,282,183	\$7,684,317	\$7,478,371

**MIDDLE BUCKS INSTITUTE OF TECHNOLOGY
PROPOSED BUDGET SUMMARY**

EXPENSES		2015/2016 APPROVED BUDGET	2016/2017 PROPOSED BUDGET	% CHANGE
CODE	CATEGORY			
1000	INSTRUCTIONAL SERVICES			
1300-100	SALARIES - 40 FTE	2,895,660	2,929,442	
-200	EMPLOYEE BENEFITS	1,601,878	1,783,802	
-300	PURCHASED PROF & TECH SERVICES	3,339	3,389	
-400	PURCHASED PROPERTY SERVICES	184,921	188,577	
-500	OTHER PURCHASED SERVICES	69,555	70,570	
-600	SUPPLIES	326,445	328,420	
-700	PROPERTY	0	0	
-800	MISCELLANEOUS OBJECTS	4,075	3,800	
1300	TOTAL VOCATIONAL EDUCATION PROGRAMS	5,085,873	5,308,000	4.37%
2000	SUPPORT SERVICES			
2100-100	SALARIES - 4.5 FTE	363,488	370,478	
-200	EMPLOYEE BENEFITS	196,669	213,141	
-300	PURCHASED PROF & TECH SERVICES	1,900	2,050	
-400	PURCHASED PROPERTY SERVICES	7,500	7,965	
-500	OTHER PURCHASED SERVICES	45,975	41,825	
-600	SUPPLIES	20,700	23,010	
-700	PROPERTY	0	0	
-800	MISCELLANEOUS OBJECTS	900	915	
2100	TOTAL SUPPORT SERVICES-PUPIL PERSONNEL	637,132	659,384	3.49%

**MIDDLE BUCKS INSTITUTE OF TECHNOLOGY
PROPOSED BUDGET SUMMARY**

EXPENSES		2015/2016 APPROVED BUDGET	2016/2017 PROPOSED BUDGET	% CHANGE
CODE	CATEGORY			
2000	SUPPORT SERVICES (con't)			
2200-300	PROFESSIONAL & TECHNICAL SERVICES	5,000	5,000	
-500	OTHER PURCHASED SERVICES	<u>4,200</u>	<u>4,200</u>	
2200	TOTAL INSTRUCTIONAL SUPPORT	9,200	9,200	0.00%
2300-100	SALARIES - 7 FTE	544,492	562,183	
-200	EMPLOYEE BENEFITS	316,801	348,525	
-300	PURCHASED PROF & TECH SERVICES	28,900	31,400	
-400	PURCHASED PROPERTY SERVICES	10,933	11,790	
-500	OTHER PURCHASED SERVICES	40,385	43,090	
-600	SUPPLIES	17,500	17,500	
-700	PROPERTY	0	0	
-800	MISCELLANEOUS OBJECTS	<u>3,460</u>	<u>3,360</u>	
2300	TOTAL SUPPORT SERVICES-ADMINISTRATION	962,471	1,017,848	5.75%
2400-100	SALARIES - 1 FTE	84,260	92,975	
-200	EMPLOYEE BENEFITS	37,903	43,389	
-300	PURCHASED PROF & TECH SERVICES	1,650	1,650	
-400	PURCHASED PROPERTY SERVICES	600	600	
-500	OTHER PURCHASED SERVICES	500	490	
-600	SUPPLIES	3,100	3,100	
-700	PROPERTY	0	0	
-800	MISCELLANEOUS OBJECTS	<u>125</u>	<u>125</u>	
2400	TOTAL SUPPORT SERVICES-PUPIL HEALTH	128,138	142,329	11.07%

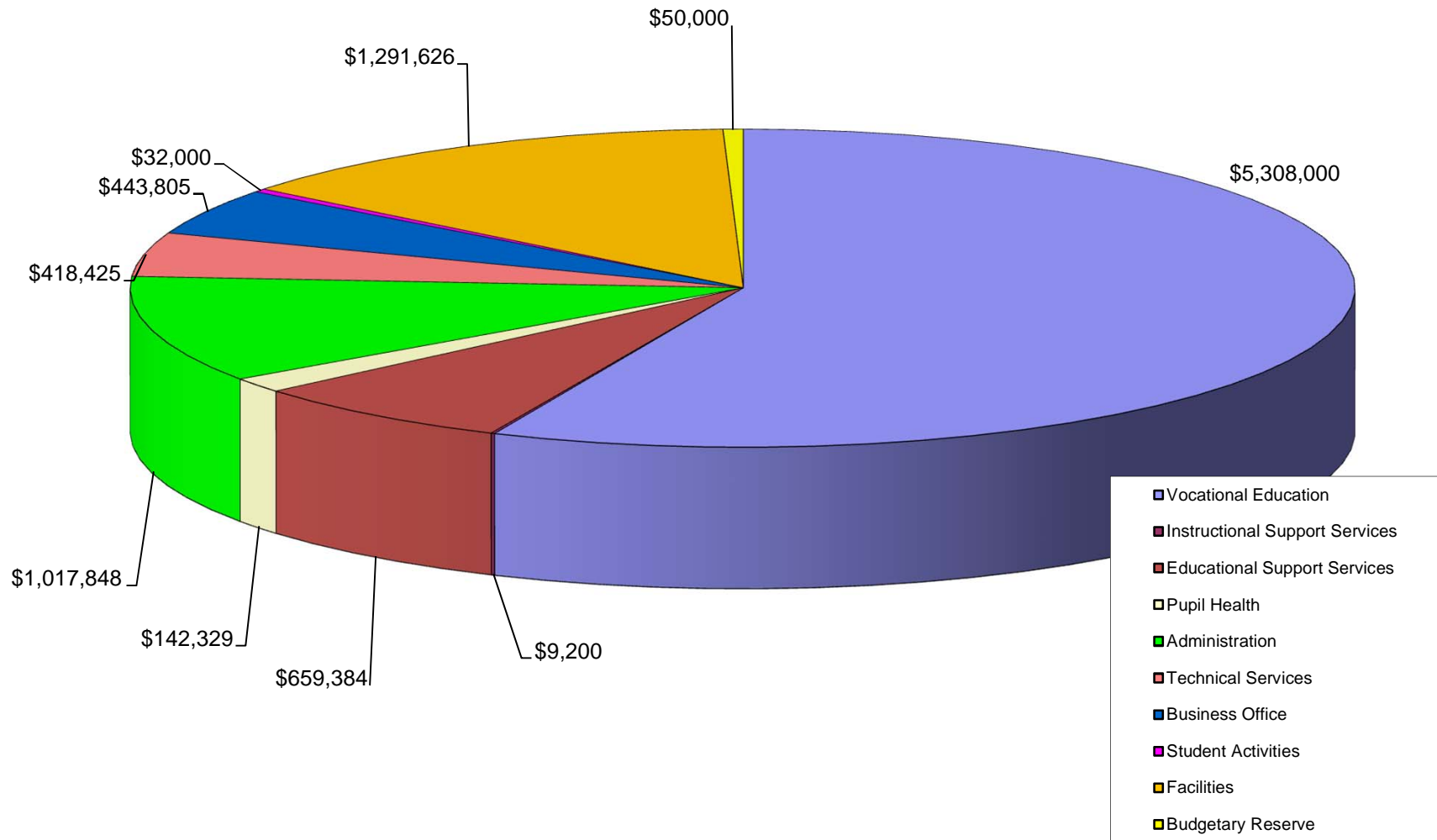
**MIDDLE BUCKS INSTITUTE OF TECHNOLOGY
PROPOSED BUDGET SUMMARY**

EXPENSES		2015/2016	2016/2017	%
CODE	CATEGORY	APPROVED BUDGET	PROPOSED BUDGET	CHANGE
2000	SUPPORT SERVICES (con't)			
2500-100	SALARIES - 3 FTE	224,668	229,337	
-200	EMPLOYEE BENEFITS	130,379	148,258	
-300	PURCHASED PROF & TECH SERVICES	32,045	32,780	
-400	PURCHASED PROPERTY SERVICES	3,810	3,980	
-500	OTHER PURCHASED SERVICES	22,076	21,400	
-600	SUPPLIES	6,700	6,700	
-700	PROPERTY	2,500	0	
-800	MISCELLANEOUS OBJECTS	1,350	1,350	
		<hr/>	<hr/>	
2500	TOTAL SUPPORT SERVICES-BUSINESS	423,528	443,805	4.79%
2600-100	SALARIES - 5 FTE	259,082	256,363	
-200	EMPLOYEE BENEFITS	155,878	162,293	
-300	PURCHASED PROF & TECH SERVICES	45,650	48,200	
-400	PURCHASED PROPERTY SERVICES	374,480	398,860	
-500	OTHER PURCHASED SERVICES	54,120	58,760	
-600	SUPPLIES	330,265	337,000	
-700	PROPERTY	30,550	28,800	
-800	MISCELLANEOUS OBJECTS	1,350	1,350	
		<hr/>	<hr/>	
2600	TOTAL SUPPORT SERVICES-FACILITIES	1,251,375	1,291,626	3.22%
2818-100	SALARIES - 2 FTE	180,586	183,263	
-200	EMPLOYEE BENEFITS	102,940	114,217	
-300	PURCHASED PROF & TECH SERVICES	7,000	7,000	
-400	PURCHASED PROPERTY SERVICES	4,000	4,000	
-500	OTHER PURCHASED SERVICES	8,400	8,400	
-600	SUPPLIES	73,365	74,620	
-700	PROPERTY	26,500	26,500	
-800	MISCELLANEOUS OBJECTS	425	425	
		<hr/>	<hr/>	
2818	TOTAL TECHNICAL SERVICES	403,216	418,425	3.77%

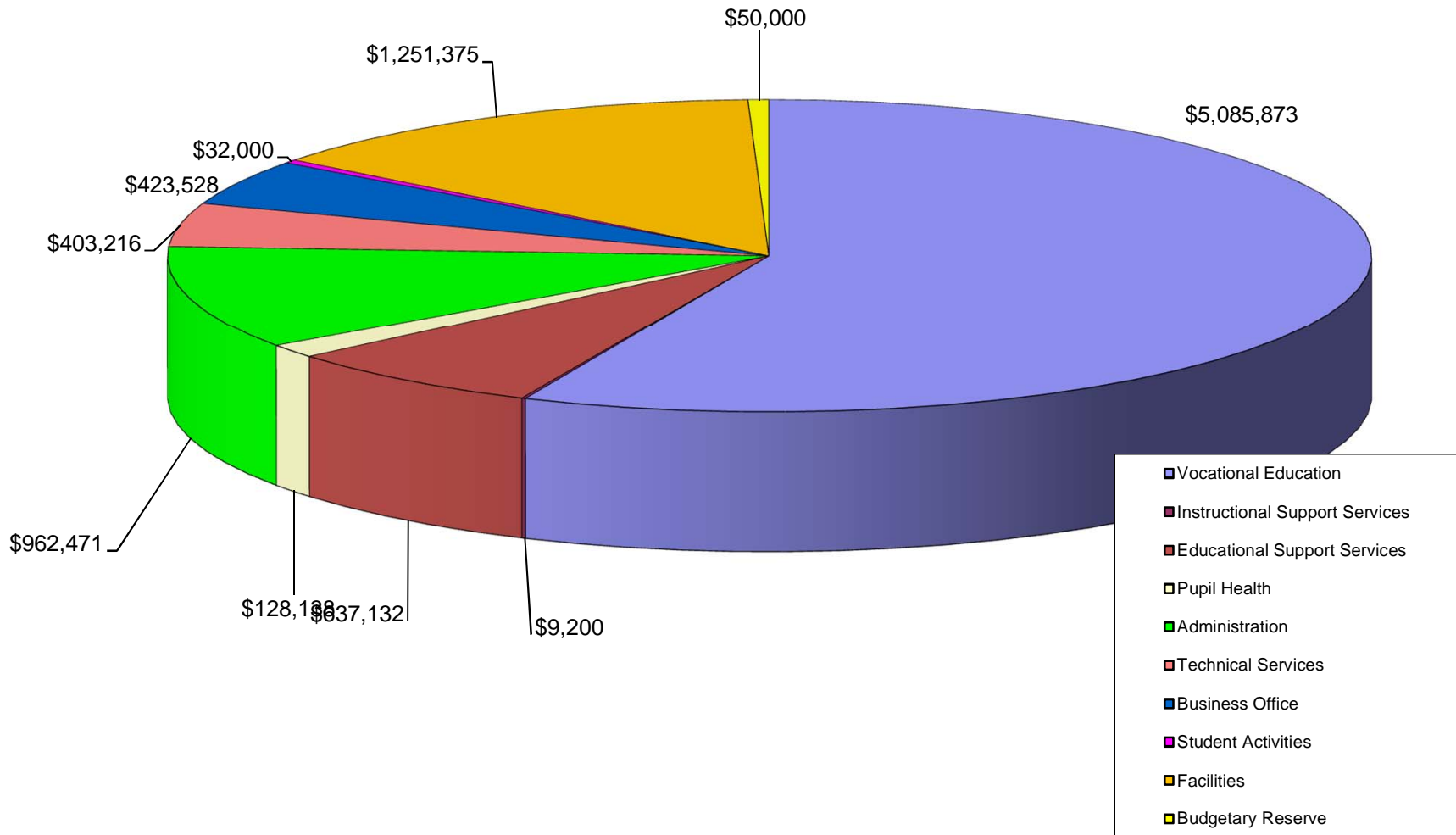
**MIDDLE BUCKS INSTITUTE OF TECHNOLOGY
PROPOSED BUDGET SUMMARY**

EXPENSES		2015/2016 APPROVED BUDGET	2016/2017 PROPOSED BUDGET	% CHANGE
CODE	CATEGORY			
3000	NON-INSTRUCTIONAL SERVICES			
3200-500	OTHER PURCHASED SERVICES	30,000	30,000	
-600	SUPPLIES	1,000	1,000	
-800	MISCELLANEOUS OBJECTS	<u>1,000</u>	<u>1,000</u>	
3200	TOTAL STUDENT ACTIVITIES	32,000	32,000	0.00%
5000	OTHER FINANCING USES			
5900-000	BUDGETARY RESERVE	<u>50,000</u>	<u>50,000</u>	
5900	TOTAL BUDGETARY RESERVE	50,000	50,000	0.00%
	TOTAL PROPOSED BUDGET	<u><u>\$8,982,933</u></u>	<u><u>\$9,372,617</u></u>	4.34%
	BUDGETARY RESERVE CONSISTS OF:			
	OPERATING RESERVE	50,000	50,000	
	TOTAL BUDGET-TO-BUDGET INCREASE:	<u><u>\$ 325,464</u></u>	<u><u>\$ 389,684</u></u>	
	SUMMARY OF BUDGET-TO-BUDGET CHANGES:			
	1) Net increase to salaries and wages		\$ 71,805	0.80%
	2) Net increase for health insurance		57,910	0.64%
	3) Increase in employer's cost for PSERS		196,579	2.19%
	4) Net increase for contractual and statutory benefits		16,688	0.19%
	5) Net increase for purchased professional services		6,574	0.07%
	6) Net increase in purchased property services		29,089	0.32%
	7) Net increase other purchased services		3,374	0.04%
	8) Net increase for program, other supplies and utilities		12,275	0.14%
	9) Net decrease for equipment		(4,250)	-0.05%
	10) Net decrease for other costs		(360)	0.00%
			<u><u>\$ 389,684</u></u>	4.34%

**MIDDLE BUCKS INSTITUTE OF TECHNOLOGY
2016/2017 PROPOSED BUDGET
EXPENDITURES BY FUNCTION**



MIDDLE BUCKS INSTITUTE OF TECHNOLOGY 2015/2016 APPROVED BUDGET EXPENDITURES BY FUNCTION



**MIDDLE BUCKS INSTITUTE OF TECHNOLOGY
PROPOSED BUDGET SUMMARY - LEASE RENTAL**

SCHOOL FACILITIES LEASE - MIDDLE BUCKS VOCATIONAL-TECHNICAL SCHOOL AUTHORITY

SERIES OF 2003 BONDS - BALANCE JULY 1, 2015	\$ 900,000
SERIES OF 2006 BONDS - BALANCE JULY 1, 2015	5,390,000
SERIES OF 2014 BONDS - BALANCE JULY 1, 2015	9,785,000
	<u>\$ 16,075,000</u>

LEASE RENTAL COVERING DEBT SERVICE IS PAID BY THE MEMBER DISTRICTS' DIRECTLY TO THE TRUSTEE UNIVEST BANK & TRUST CO. FOR THE BOND HOLDERS IN AUGUST & FEBRUARY.

	Budgeted 2015/2016	Actual 2015/2016	Projected 2016/2017
6946 LEASE REVENUE	<u>\$ 1,472,466</u>	<u>\$ 1,472,466</u>	<u>\$ 1,470,776</u>
5110 DEBT SERVICE - AUTHORITY BONDS	<u>\$ 1,472,466</u>	<u>\$ 1,472,466</u>	<u>\$ 1,470,776</u>
PRINCIPAL	\$ 890,000	\$ 890,000	\$ 925,000
INTEREST	570,466	570,466	533,776
ADMINISTRATIVE FEE	12,000	12,000	12,000
	<u>\$ 1,472,466</u>	<u>\$ 1,472,466</u>	<u>\$ 1,470,776</u>

Rental is allocated to the member districts' on the basis of the proportion which the market value of each Participating School District bears to the total market valuation of all the Participating School Districts, as certified by the State Tax Equalization Board annually. An annual administrative fee equaling \$12,000 is paid by the sending districts in addition to the debt service.

	7/1/2015 STEB Market Value <u>2014</u>	Budgeted using 7/1/2013 STEB MV 2013 <u>2015/2016</u>	Actual using 7/1/2015 STEB MV 2014 <u>2015/2016</u>	Projected using 7/1/2015 STEB MV 2014 <u>2016/2017</u>
Centennial	14.16%	\$ 220,723	\$ 208,501	\$ 208,262
Central Bucks	45.75%	665,849	673,653	672,880
Council Rock	32.37%	471,778	476,637	476,090
New Hope-Solebury	7.72%	114,116	113,674	113,544
	<u>100.00%</u>	<u>\$ 1,472,466</u>	<u>\$ 1,472,466</u>	<u>\$ 1,470,776</u>

The most current STEB MV available is 2014 effective July 1, 2015. 2015 MV available on July 1, 2016. Member School Districts should use the Projected column numbers to budget lease rental.

Member School Districts will receive a subsidy from the Pennsylvania Department of Education for reimbursement of the cost of construction from the 2006-2008 renovations at MBIT. Members should include in their projected state subsidies the following:

	2013 MV STEB	Projected 2015/2016	PDE 2071 2015/2016	PDE 2071 2016/2017
Centennial	14.99%	\$ 41,840	\$ 60,614	\$ 60,555
Central Bucks	45.22%	126,219	195,840	195,649
Council Rock	32.04%	89,430	138,565	138,430
New Hope-Solebury	7.75%	21,632	33,047	33,017
	<u>100.00%</u>	<u>\$ 279,121</u>	<u>\$ 428,065</u>	<u>\$ 427,651</u>

MIDDLE BUCKS INSTITUTE OF TECHNOLOGY - PAC FINANCE COMMITTEE
2016/2017 BUDGET PREPARATION UPDATE
NOVEMBER 4, 2015

DESCRIPTION	2013/2014 ACTUAL	2014/2015 ACTUAL	2014/2015 APPROVED BUDGET	2015/2016 APPROVED BUDGET	2016/2017 PROPOSED BUDGET	\$ INCREASE/ (DECREASE)	% INCREASE/ (DECREASE)	% INCREASE/ (DECREASE) BUD. TO BUD.
100 SALARIES & WAGES:								
TEACHERS - MBEA	\$ 2,714,777	\$ 2,754,466	\$ 2,799,151	\$ 2,943,036	\$ 2,986,092	\$ 43,056	1.46%	0.41%
ADMIN & SUPPORT SERVICES	1,519,359	1,570,662	1,582,255	1,516,255	1,543,104	26,849	1.77%	0.26%
SUBSTITUTES & TEMPORARY	95,356	125,024	90,547	92,945	94,845	1,900	2.04%	0.02%
200 BENEFITS:								
MEDICAL & PRESCRIPTION	750,444	781,899	823,197	792,454	850,364	57,910	7.31%	0.55%
DENTAL/VISION/LIFE/LTD/CONTRACTUAL	130,509	122,493	160,002	162,843	173,716	10,873	6.68%	0.10%
STATUTORY (FICA, PSERS, WC & UC)	1,066,640	1,284,017	1,347,118	1,587,151	1,789,545	202,394	12.75%	1.94%
300 PROFESSIONAL & TECHNICAL SERVICES	95,780	85,893	131,955	124,895	131,469	6,574	5.26%	0.06%
400 PURCHASED PROPERTY SERVICES	544,448	640,439	554,864	586,683	615,772	29,089	4.96%	0.28%
500 OTHER PURCHASED SERVICES	229,621	221,015	267,505	275,361	278,735	3,374	1.23%	0.03%
600 SUPPLIES:								
INSTRUCTIONAL SUPPLIES	283,498	303,451	328,025	327,195	328,420	1,225	0.37%	0.01%
UTILITIES	202,712	210,403	248,265	238,265	246,500	8,235	3.46%	0.08%
ALL OTHER SUPPLIES	190,443	191,028	208,800	213,615	216,430	2,815	1.32%	0.03%
700 EQUIPMENT	143,514	171,335	53,800	59,550	55,300	(4,250)	-7.14%	-0.04%
800 OTHER	10,681	12,337	11,985	12,685	12,325	(360)	-2.84%	0.00%
5220 TRANSFER TO CAPITAL RESERVE FUND	125,000	100,000	-	-	-	-		0.00%
5900 BUDGETARY RESERVE	n/a	-	50,000	50,000	50,000	-	0.00%	0.00%
5110 AUTHORITY LEASE RENTAL	1,467,119	1,471,626	1,468,364	1,472,466	1,470,776	(1,690)	-0.11%	-0.02%
TOTAL EXPENDITURES	\$ 9,569,901	\$ 10,046,088	\$ 10,125,833	\$ 10,455,399	\$ 10,843,393	\$ 387,994		3.71%

MIDDLE BUCKS INSTITUTE OF TECHNOLOGY - PAC FINANCE COMMITTEE
2016/2017 BUDGET PREPARATION UPDATE
NOVEMBER 4, 2015

DESCRIPTION	2013/2014 ACTUAL	2014/2015 ACTUAL	2014/2015 APPROVED BUDGET	2015/2016 APPROVED BUDGET	2016/2017 PROPOSED BUDGET	\$ INCREASE/ (DECREASE)	% INCREASE/ (DECREASE)	% INCREASE/ (DECREASE) BUD. TO BUD.
6000 LOCAL REVENUE								
<u>EDUCATION AND LEASE RENTAL</u>								
CENTENNIAL	\$ 2,007,346	\$ 2,029,958	\$ 2,113,590	\$ 2,183,271	\$ 2,230,006	\$ 46,735	2.14%	0.45%
CENTRAL BUCKS	4,476,589	4,472,502	4,645,332	4,673,963	4,913,086	239,123	5.12%	2.29%
COUNCIL ROCK	1,520,991	1,712,250	1,679,718	1,615,081	1,719,412	104,331	6.46%	1.00%
NEW HOPE-SOLEBURY	222,559	319,533	298,288	282,334	292,589	10,255	3.63%	0.10%
<u>RECEIPTS FROM MEMBERS</u>	8,227,486	8,534,243	8,736,928	8,754,649	9,155,093	400,444	4.57%	3.83%
OTHER LOCAL SOURCES	110,700	116,590	88,550	78,550	82,300	3,750	4.77%	0.04%
7000 STATE SOURCES	1,004,630	1,129,748	1,023,270	1,157,200	1,277,500	120,300	10.40%	1.15%
8000 FEDERAL SOURCES	277,085	265,507	277,085	265,000	273,500	8,500	3.21%	0.08%
9000 FUND BALANCE / TRANSFERS				200,000	55,000	(145,000)		-1.39%
TOTAL REVENUE	\$ 9,619,901	\$ 10,046,088	\$ 10,125,833	\$ 10,455,399	\$ 10,843,393	\$ 387,994		3.71%
Added to committed fund balance	\$ 50,000	\$ -						
				CONSUMED				
<u>Fund balance:</u>	<u>6/30/2014</u>	<u>6/30/2015</u>		<u>2015/2016</u>	<u>2016/2017</u>			
Committed - PSERS	\$ 145,000	\$ 145,000		\$ 70,000	\$ 55,000			
Unassigned - Adult Ed	\$ 229,260	\$ 241,353		52,000				
Unassigned - Production Control	\$ 338,625	\$ 330,229		78,000				
				\$ 200,000				
Balance Due to Member School Districts	\$ 430,353	\$ 205,947						

The Middle Bucks Institute of Technology does not discriminate on the basis of race, color, national origin, sex, disability or age in its programs or activities and provides equal access to the Boy Scouts and other designated youth groups. Inquiries may be directed to Middle Bucks Institute of Technology, Title IX Coordinator or Section 504 Coordinator at 2740 Old York Road, Jamison, PA 18929 or 215-343-2480.